

User manual

Head protection

Starlight[®] Varia

Dear Customer!

We would like to thank you for your trust extended to us and for purchasing our product.

The head protection Starlight® Varia distinguishes itself by its quality, security, easy operation and modern design.

For optimal use of this aid, we ask you and possible other users to carefully read this operating manual.



Please read through these instructions carefully before first use and handle equipment appropriately!

2 *Table of contents*

Topic	Page
1 Foreword	3
2 Table of contents	4
3 Safety instructions	5
4 Warranty and product liability	9
5 CE sign and position	9
6 Indications and prophylaxis	10
7 Purpose of use	10
8 Product overview	11
8.1 Basic model	11
8.2 Accessories / options	12
9 Initial operation	13
10 Assembly and adjustment	14
10.1 Basic model	14
10.2 Accessories / options	15
10.3 The correct fit of the head protection	16
11 Types and accessories	17
11.1 Basic model	17
11.2 Accessories / options	17
12 Technical details	18
13 Cleaning and disinfection	19
14 Maintenance and overhaul	20
15 Operation life and Re-use	20
16 Faults, repairs, spare parts	21
17 Storage	21

3 *Safety instructions*



The head protection series Starlight® Varia is CE-marked and fulfils the requirements of the latest directive. It was developed in line with most recent findings. Production is subject to an on-going quality control.

Please read this user manual carefully before operating the head protection.

In case of loss, request a new copy or download directly from our download area on our homepage www.ato-form.com.

Please keep the user manual in a safe place, accessible to care and maintenance staff.

The user manual does not replace the experience of supervisory staff with the experience and knowledge of operators, which they gained from (for example) training courses.

In the event of specific or difficult applications, the user manual represents a guide to the most important handling.

Ensure all users of this aid understand its handling and the meaning of the symbols attached to the device.

Accidents can be prevented when technical instructions according to the EWG guidelines are followed.


Protective coverings, labels and warning notices may not be removed.

! **Regular monitoring at your specialist dealer (at least once a year) lengthens the life time of the head protection and gives you security.**
● **Please also see section: maintenance and overhaul.**

3 *Safety instructions*

- Before mounting or using the head protection series Starlight® Varia carefully read all instructions of this user manual, as these have been drawn up for your safety and as a guideline for the correct use and maintenance of this product. This operating manual is an indispensable component of the delivery and should be stored carefully for further use.
- The operating manual is intended for retailers and users of the head protection series Starlight® Varia, (or their carers), it contains the required information to secure the correct use of the product, it cannot, however replace the necessary experience of the user or assistant in handling the device.
- The reseller has the duty to deliver the device ready for operation and to explain precisely the functions and technical data of the device, as well as provide the necessary support and briefing needed for a correct and efficient use of the device.
- The given instructions of the operating manual, refers to the point in time of the device being placed on the market. The manufacturer reserves the right to introduce any modifications which prove necessary to the device and associated operating manual, without being bound to change previous devices and associated operating manuals.
- Use of the rehabilitation aid and its accessories, must be administered under medical supervision.
- The head protection should be worn by only one user.
- Adjust the head protection correctly before use!
- ATO FORM head protection is equipped with an adjustable chin strap. Adjust the straps to ensure a good fit of the head protection, however not too tight. This also applies to the chin protection, which is accessorially available.
- Please ensure that the straps are firmly locked!
- The head protection is designed to absorb shocks and falls of the user. It is not a helmet that provides protection against falling objects.
- The ATO FORM head protection may only be used for the provided indication and must not be used for any other purposes (sports and alike)!
- The head protection should preferably be stored in the same place and close to the user, when not wearing the head protection. Ensure the head protection is always handy, so that it can be put on quickly and properly.
- The head protection series Starlight® Varia may only be operated by persons or their carers who have familiarized themselves with the standards and rules of the present operating manual.
- Do not use the rehab aid before ensuring a complete and correct fitting of the chin strap.

- Check all adjustable parts are locked, before every use of the aid.
- Please note the individual and overall safety relevant information when using several rehabilitation aids simultaneously.
- Do not use the aid, if parts of it are damaged or missing. Missing parts are only to be replaced with original spare parts.
- Do not carry out any interferences or measurements if you are unsure of their effects; for your own safety contact the nearest service centre or contact the dealer directly.
- In case of accidents or malfunctions, contact the dealer or manufacturer from whom you purchased the device.
- The manufacturer is not liable for damage to persons, objects or animals resulting from false usage of the equipment by the user or third parties, through incorrect mounting of parts and accessories, by neglect or poor maintenance, neglect, through unauthorized alterations and modifications, usage of non-original spare parts or accessories, through unpredictable and exceptional events resulting from non-compliance of the regulations in the presented operating manual.
- Any serious incidents occurring in connection with the product must be reported to the manufacturer (ATO FORM GmbH) and the competent authority of the country in which the user is resident.
- Clean the head protection series Starlight® Varia accordance with the instructions given in the chapter „cleaning“.
- Please ensure before use the product is cleaned according to the cleaning instructions and if indicated also disinfected.

Warning!

The head protection should not be used by children when climbing or doing other activities where there is a risk of strangulation/hanging if the child becomes entangled with the head protection.

We constantly develop new aids and improve existing products. We are happy to receive your suggestions of every description.




You will find the right model for daytime protection among the many models in our Starlight® head protection series. We are convinced of that.

For protection against hazards at night or during restless sleep, we recommend our Starlight® Snooze.

Head protection Starlight®

More information about our Starlight® models and the respective accessories please visit our homepage at www.ato-form.com/en/head-protection/



... Comfort and protection at the highest level!

4 Warranty and product liability

ATO FORM grants the required by law warranty of your country against defects in workmanship and materials.

The warranty would be adversely affected if the customer's responsibility of servicing and/or daily maintenance is not carried out according to the guidelines and intervals prescribed by the supplier and/ or stated in the manual.

For further information, we refer to the ATO FORM homepage/download www.ato-form.com.

The warranty can only be sustained if the ATO FORM product is in use in the same country where it was purchased and if the product can be identified by the serial number. The warranty does not cover accidental damage, including damage caused by misuse or neglect.

The manufacturer's obligations transfer then to the person carrying out the modifications.

The warranty does not extend to non-durable parts, which are subject to normal wear and tear and need periodic replacement.

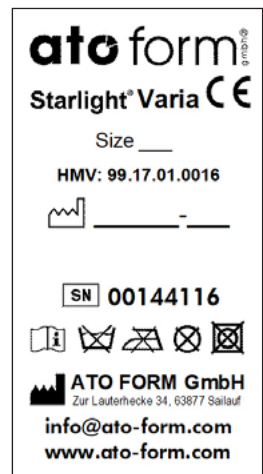
The warranty is null and void if non-original ATO FORM parts/accessories are used, or if the product is repaired or altered by anyone other than an authorized ATO FORM representative or by trained personnel officially recognized by ATO FORM for repair and maintenance of ATO FORM products.

ATO FORM reserves the right to inspect the product being claimed for and the relevant documentation before agreeing to the warranty claim and to decide upon whether to replace or repair the defective product. It is the customer's responsibility to return the item being claimed for under warranty to the address of purchase.

The warranty is given by ATO FORM or, subsequently, an ATO FORM dealer.

6 CE-sign and position

The CE-Label with details of the serial number, the manufacturer and the washing instructions is sewn into the inner lining of the head protection.



6 *Indications and prophylaxis*

The head protection is used for safety in independent movements and active patients, in severe forms of epilepsy, spasticity, multiple sclerosis, apoplexy, cerebral palsy as well as craniocerebral trauma and in cases of strong autoaggression or danger of falling.

The only contraindications to be mentioned here are possible skin intolerances to the materials used.

We use selected materials for the processing of the head protection models that meet the highest quality standards.

7 *Purpose of use*

Protection against head injuries in the event of uncontrolled falling movements or sequences of movements. Protection of fall hazards with increased injury potential.

The shape of the head can change due to illness, growth or surgery - for a variety of reasons.

Thanks to its innovative design, the Starlight® Varia can be adjusted in many places and can thus be ideally adapted to the user's individual requirements.

You can rightly expect us - Europe's largest manufacturer of medical head protection - to consistently dispense with potentially dangerous screws or the like that could cause head injuries to the user in the event of a fall, without compromising wearing comfort, multi-adjustability or the required protective effect!

The device must be prescribed by a medical specialist, who has tested beforehand and determined if the Starlight® Varia is suitable for the individual therapeutic goal of the patient. Furthermore, the medical specialist has determined the aid to be suitable according to measurements, weight and willingness of the patient to use the aid.

The aid is delivered via an authorised technician in compliance with the requirements of the country where it is being used and in strict accordance with the information and instructions in this manual for adjustments of the aid according to the measurements of the user. Only compliance of the regulations and instructions can lead to positive ergonomically effects.

We wish you every success when using the head protection Starlight® Varia.

8 Product overview

8.1 Basic model

1. Upper head pad
2. Outer ring
3. Adjustable back of the head with side velcro closures and...
4. Velcro on the top
5. Chin strap, adjustable



8.2 *Accessories / options*

For a complete overview of our extensive range of accessories for the Starlight® Varia see item 11.2 Types and accessories on page 17.

9 *Initial operation*

The reseller is to unpack the unit, ensure that the components and accessories listed in the scope of delivery are all present and undamaged, and give the buyer the initial instructions on use of the aid. Above all the reseller should read through the complete present user manual carefully, in order to then explain it to the customer in detail.

This way, with help of the reseller, the user as well as the attendant must become familiar with the correct operation of the aid.

Once the demonstration has been completed, the reseller must ensure the user and/or the assistant have fully understood the basic functions of the equipment. This is the only way to prevent the user from dangerous situations.

The above mentioned requirements must be observed for first use and also for reuse.

The seller must give instruction for use, as well as explain the basic functions of the device according to MPG (medical products law) to qualified staff.

10 Assembly and adjustments

10.1 Basic model

The Starlight® Varia head protection is designed in such a way that it can be adjusted to the individual dimensions of the user at different points.

The following basic adjustment options are available:

- Length of the ear straps
- Inclination of the ear straps
- Head circumference
- Upper side

Ear strap length adjustment

To adjust the length of the ear straps, loosen the Velcro fastener and adjust them to the required length.

Inclination adjustment

You can adjust the inclination of the head protection or the ear straps via the ear straps as described above by only adjusting the straps slightly at the front or back.



Adjusting the circumference

You have the option to adjust the head circumference of the head protection to a range of approx. 3 cm on each side by means of the velcro fasteners.



Adjusting the height of the top

The height of the top can be adjusted on the back by approx. 3 cm at a time.

To do this, loosen the Velcro fastener on the back top and move it accordingly.



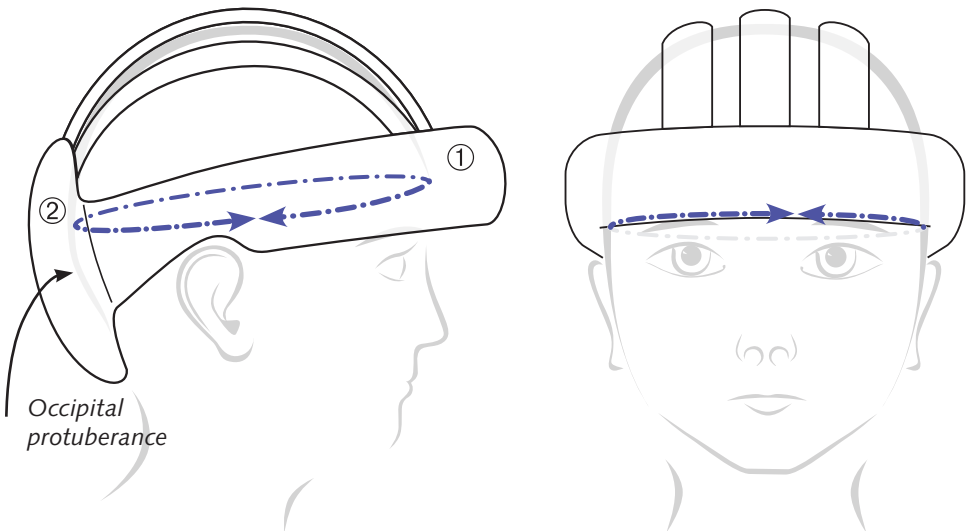
10.2 Accessories / Options

For a complete overview of our extensive range of accessories for the Starlight® Varia see item 11.2 Types and accessories on page 17.

10.3 The correct fit of the head protection

The head protection should fit the head without tension or gaps.

The head protection is in the correct position when the head protection ring (1) sits exactly above the eyebrows and the back of the head (the occipital protuberance) is well covered by the rear plate (2).



11 Types and accessories

11.1 Basic model

Article number Model

5682-S Basic model (head circumference 48 to 51 cm)

5682-M Basic model (head circumference 52 to 55 cm)

5682-L Basic model (head circumference 56 to 59 cm)

5682-XL Basic model (head circumference 60 to 63 cm)

Fasteners

Standard Fixlock fastener

5182-02 Strengthened thorn buckle

5182-02 Velcro fastener

11.2 Accessories / options

5555-01 Chin protection

12 *Technical details*

Head protection Starlight® Varia	
Head circumference	48 – 63 cm, in 4 intervals
Colours	Black / Orange
Outer material	Cowhide vegetable tanned, particularly free from PCP, azodye, formaldehyde and chromium (VI) compounds
Lining	Roughened calf leather, skin friendly, breathable, heat and moisture regulating
Construction	Leather covered High-tech foam (1 cm)
Standard forehead protection	1,0 cm strong, 10 cm high
Occiput (back of the head) protection	1,0 cm strong, 10 cm high
Strengthened neck protection	not applicable
Ear protection	not applicable
Topside construction	Cross-stitched upper struts, with 0.6 cm thick high-tech foam inlay
Model topside closed	not applicable
Chin strap	15 mm leather strap, strap ring, Velcro and fleece fastener (alternative closure types possible)
Neck strap	not applicable
Chin protection (Option)	Leather covered shock absorbing foam attachment to the chin strap - optional
Weight (basic model) without accessory	310 to 370 g (according to the size)

Technische Änderungen vorbehalten!

Construction

The head protection is made of genuine leather. Thorn buckles are nickel-free. High-quality, shock-absorbing high-tech foams are used for all padding. The entire construction of the Starlight® Varia is based on the latest and most modern production strategies for allergen-free products with the best climate conditions.

13 Cleaning and disinfection

Cleaning the leather:



ATO FORM leather head protection is to be cleaned with a leather cleaning agent! Hereby please follow given instructions.

Warning!

Strong solvents may contain substances, which can damage the head protection and thereby lead to an impairment of its protective effect.

Do not expose the head protection to high temperatures.

When using the cleaning agents, the manufacturer's instructions for use must be followed.

Disinfection:

We generally advise against disinfection, as this can damage the leather. If it is nevertheless necessary, only use a disinfectant suitable for natural leather.

If disinfecting is necessary, use household disinfectants and consider the following indications:

The assistant must wear suitable protective clothing (for example gloves) in order to avoid infections.

When using disinfecting agents always follow the instructions of the manufacturer.

14 Maintenance and overhaul

If any repair work is required on the Starlight®, please contact your specialist dealer or the ATO FORM service on tel.: +49 6093 944-0.

- ! **The head protection should only be used if in a faultless condition!**
- **Immediately contact your specialist dealer in case of any defects!**

15 Operating life and Re-use

Operating life

The product must be treated with care and diligence, to obtain optimum protection. Ensure a precise fit.

One or more of the following criteria can influence the service life or make a new acquisition necessary:

- The fit changes, for example through growth, changes in head form etc.
- Exceptional strain to the head protection, utilisation

- Frequency of wear, frequency of falls
- Care degree
- Hygienic conditions of the head protection, influenced by (for example) medication and clinical picture

Re-use

A re-use of the head protection series Starlight® is excluded.

17 *Faults, repairs, spare parts*

Only original accessories and original spare parts may be used. Non-compliance with these instructions and repairs carried out or modifications made to the head protection or its parts by unauthorized persons, voids any warranties.

In these cases, any product liability granted by the manufacturer (ATO FORM GmbH, Zur Lauterhecke 34, 63877 Sailauf, Germany) is voided in advance.

For all questions about spare parts and accessories contact your specialist dealer or the ATO FORM-Service +49 6093 944-0.

18 *Storage*

Keep this operating manual in a safe place after reading, where you or care and maintenance personnel can access it.



In environmental protection matters:

All packaging parts are re-useable. The cardboard packaging is to be recycled as waste paper. We therefore use paper as filler material. Possible used plastic film of the packaging are made out of PE and are therefore low in pollutant and can either be recycled or burnt.

Complete Range:

- Head and body protection
- Walking aids
- Gait trainer
- Standing aids
- Seating aids
- Hoists
- Customized solutions

Thank you for your interest in our products.
For questions please contact ATO FORM GmbH
or your specialist dealer.

Your ATO FORM Team



ATO FORM GmbH

Zur Lauterhecke 34, 63877 Sailauf, Germany

Tel. +49 6093 944-0, Fax +49 6093 944-444

E-Mail: info@ato-form.com

www.ato-form.com

Your specialist dealer