

# User manual

Communication aid

## **Starlight<sup>®</sup> Active**



Dear Customer!

We would like to thank you for your trust extended to us and for purchasing our product.

The Communication aid Starlight Active distinguishes itself by its quality, security, easy operation and modern design.

For optimal use of this aid, we ask you and possible other users to carefully read this operating manual.

Make shure that the communication aid is in perfect codition before using it.



**Please read through these instructions carefully before first use and handle equipment appropriately!**

**2 Table of contents**

<b>Topic</b>	<b>Page</b>
1 Foreword .....	3
2 Table of contents .....	4
3 Safety instructions .....	5
4 Warranty and product liability .....	8
5 CE sign and position .....	8
6 Indications and prophylaxis .....	9
7 Purpose of use .....	9
8 Assembly and adjustment .....	10
9 Types and accessories .....	11
10 Technical details .....	11
11 Cleaning and disinfection .....	12
12 Maintenance and overhaul .....	13
13 Operating life and Re-use .....	13
14 Faults, Repairs, Spare parts .....	14
15 Storage .....	14

### 3 Safety instructions

The Communication aid Starlight Active is CE-marked and fulfills the requirements of the latest directives. It was developed in line with most recent findings. Production is subject to an on-going quality control.

Please read this user manual carefully before operating the Communication aid.

The user manual is an integral part of the Rehab aid. In case of loss, request a new copy or download directly from our download area on our homepage [www.ato-form.com](http://www.ato-form.com).

Please keep the user manual in a safe place, accessible to care and maintenance staff.


The user manual does not replace the experience of supervisory staff with the experience and knowledge of operators, which they gained from (for example) training courses.

In the event of specific or difficult applications, the user manual represents a guide to the most important handling.

Ensure all users of this aid understand its handling and the meaning of the symbols attached to the device.

Accidents can be prevented when technical instructions according to the EWG guidelines are followed.

Protective devices, labels must not be removed.

 **Regular monitoring at your specialist dealer (at least once a year) lengthens the life time of the Communication aid and gives you security.**  
● **Please also see section: maintenance and overhaul.**

### 3 Safety instructions

- Before mounting or using the Communication aid Starlight Active carefully read all instructions of this user manual, as these have been drawn up for your safety and as a guideline for the correct use and maintenance of this product. This operating manual is an indispensable component of the delivery and should be stored carefully for further use.
- The operating manual is intended for retailers and users of the Communication aid Starlight Active, (or their carers). It contains the required information to secure the correct use of the product, it cannot, however replace the necessary experience of the user or assistant in handling the device.
- The reseller has the duty to deliver the device ready for operation and to explain precisely the functions and technical data of the device, as well as provide the necessary support and briefing needed for a correct and efficient use of the device.
- The given instructions of the operating manual, refers to the point in time of the device being placed on the market. The manufacturer reserves the right to introduce any modifications which prove necessary to the device and associated operating manual, without being bound to change previous devices and associated operating manuals
- The communication aid is intended to be worn by only one user.
- Set the communication aid correctly before use.
- The Ato Form communication aid is equipped with an adjustable chin strap. Adjust the straps so that the communication aid fits well, but not too tight.
- Please make sure that the straps are tightly closed!
- Adjustment of the head circumference is given via the adjustment option (lacing) at the back of the head.
- The Starlight® Active communication aid may only be used by persons who have familiarized themselves with the standards and regulations of these instructions for use.
- Do not use the rehab aid before ensuring a complete and correct fitting of the safety belts, if available.
- Before each use of the aid, check that all adjustable parts are always locked.
- Do not use the aid, if parts of it are damaged or missing. Missing parts are only to be replaced with original spare parts.
- Do not carry out any interferences or measurements if you are unsure of their effects. For your own safety contact the nearest service centre or contact the dealer directly.
- In case of accidents or malfunctions, contact the dealer or manufacturer from whom you purchased the device.

- The manufacturer is not liable for damage to persons, objects or animals resulting from false usage of the equipment by the user or third parties, through incorrect mounting of parts and accessories, by neglect or poor maintenance, neglect, through unauthorized alterations and modifications, usage of non-original spare parts or accessories, through unpredictable and exceptional events resulting from non-compliance of the regulations in the presented operating manual.
- Clean the Communication aid Starlight Active in accordance with the instructions given in the chapter „cleaning“.
- Please ensure before use the product is cleaned according to the cleaning instructions and if indicated also disinfected.
- Any serious incidents occurring in connection with the product must be reported to the manufacturer (ATO FORM GmbH) and the competent authority of the country in which the user is resident.

**We constantly develop new aids and improve existing products. We are happy to receive your suggestions of every description.**

## 4 Warranty and product liability

ATO FORM grants the required by law warranty of your country against defects in workmanship and materials.

The warranty would be adversely affected if the customer's responsibility of servicing and/or daily maintenance is not carried out according to the guidelines and intervals prescribed by the supplier and/ or stated in the manual.

For further information, we refer to the ATO FORM homepage/download [www.ato-form.com](http://www.ato-form.com).

The warranty can only be sustained if the ATO FORM product is in use in the same country where it was purchased and if the product can be identified by the serial number. The warranty does not cover accidental damage, including damage caused by misuse or neglect.

The manufacturer's obligations transfer then to the person carrying out the modifications.

The warranty does not extend to non-durable parts, which are subject to normal wear and tear and need periodic replacement.

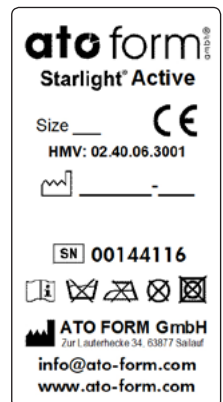
The warranty is null and void if non-original ATO FORM parts/accessories are used, or if the product is repaired or altered by anyone other than an authorized ATO FORM representative or by trained personnel officially recognized by ATO FORM for repair and maintenance of ATO FORM products.

ATO FORM reserves the right to inspect the product being claimed for and the relevant documentation before agreeing to the warranty claim and to decide upon whether to replace or repair the defective product. It is the customer's responsibility to return the item being claimed for under warranty to the address of purchase.

The warranty is given by ATO FORM or, subsequently, an ATO FORM dealer.

## 5 CE sign and position

The CE label with details of the manufacturer, article number, serial number and date of manufacture is located on the left side on the frame.





## 6 Indications and prophylaxis

Preserved motor function of the head at:

- Hemiplegia
- Tetraplegia
- And more

### **Contraindications**

The only contraindications to be mentioned here are possible skin intolerances to the materials used.

We use selected materials for the processing of the head protection models, which meet the highest quality requirements.

- ! The list of contraindications does not grant guarantee completeness. The patient's general condition is an important part of the risk assessment. In individual cases, the decision must be made by the attending physician, who must weigh the risks versus the expected benefits.

## 7 Purpose of use

The Starlight® Active communication aid has a holder integrated on the forehead for working aids such as the pressure or touch rod, which can be adjusted in length and angle.

The Starlight® Active communication aid offers the possibility of using the latest communication tools or traditional

working materials such as brush and pencil. Replacement with other writing instruments is possible.

Available in two sizes, the communication aid is easy to adjust to different head circumferences. The material is soft leather with light weight (about 250 g).

- ! For further information please refer to our current product information..

## 8 Assembly and adjustment

### Preparation for mounting

The Starlight® Active is supplied as follows:

- Head wreath (leather) with receptacle (A) for the rod (1)
- Bracket for the pressure rod (2) including joint (3) and fixing screw (4)
- Pressure bar (5)

Unpack the product and remove all packaging parts.

Ensure that all supplied components are present and undamaged.

Have the required tools, components and mounting elements ready to hand before beginning the assembly.

### Mounting

Secure the support for the pressure rod (2) with three grub screws on the receptacle provided for this purpose on the head ring (Fig. A) (1) through the three small holes on the outer edge of the receptacle.

Slide the pressure rod (5) into the holder, set the desired length and inclination (3) and secure the pressure rod with the locking screw located at the end of the holder (4).

Instead of the pressure rod, you can optionally use other working materials such as a pencil or a brush.



## 9 Types and accessories

- C 400001 **Communication aid Starlight® Active, Size 1** (up to 53 cm)  
C 400002 **Communication aid Starlight® Active, Size 2** (from 53 cm)

**The most up-to-date overview of our extensive range of accessories for Starlight Active and their description as well as much more useful information can be found on our homepage [www.ato-form.com](http://www.ato-form.com).**

For special problems, or if it seems the accessories you require are not demonstrated nor described, please contact us. We may already have the right solution for you.

## 10 Technical details

Communication aid Starlight® Active	
Head circumference	48 – 60 cm smaller/larger possible on request
Colours	Grey
Material	Cowhide tanned in an environmentally friendly way, especially free of PCP, azo dyes, formaldehyde and chromium VI compounds.
Construction	Made of leather-covered shock-absorbing foam with plastic insert
Execution top side closed	not applicable
Chin strap	Y-shaped padded leather 20 mm wide leather straps, firmly connected to the helmet and individually adjustable with a plug-in lock
Weight without rod	ca. 250 g
Weight with rod	ca. 300 g

**Technical changes reserved!**

## 11 Cleaning and disinfection

### **Leather communication aid**



The Ato Form communication aid is to be cleaned with leather cleaning agent! Observe the specified application instructions!

Powerful solvents may contain substances that can damage the communication aid and thus impair the protective effect.

Do not expose the communication aid to high temperatures!

#### **Warning!**

**Do not use strong solvents, which could damage the surface of the device.**

**The use of a high-pressure cleaner will void the warranty.**

#### **Disinfection:**

For disinfecting, use household disinfectants and consider the following indications:

The assistant must wear suitable protective clothing (for example gloves) in order to avoid infections.

When using disinfecting agents always follow the instructions of the manufacturer.

**We advise against disinfection, as this can damage the leather. If nevertheless necessary, use only disinfectants suitable for natural leather.**

## 12 Maintenance and overhaul

If the Starlight® communication aid needs to be repaired, please contact your specialist dealer or the ATO FORM service on tel.: +49 6093 944-0



**Only use the communication aid if it is in perfect condition!**  
**Contact your specialist dealer immediately in case of defects!**

## 13 Operating life and Re-use

### **Service life**

In order to achieve optimum wearing comfort, the product must be handled carefully and with care. Care must be taken to ensure a precise fit!

One or more of the following criteria can influence the service life or make a new acquisition necessary:

- Fit no longer given, e.g. due to growth, changes in head shape, etc.
- Extraordinary burden of the communication aid, degree of use

- Frequency of wearing, frequency of falls of the patient
- Care level
- Hygienic condition, influenced e.g. by medications and clinical pictures, of the communication aid

### **Re-use**

Re-use of the Starlight® series communication aid is excluded.

## 16 Faults, Repairs, Spare parts

Only original accessories and original spare parts may be used. Non-compliance with these instructions and repairs carried out or modifications made to the Starlight Active or its parts by unauthorized persons, voids any warranties.

In these cases, any product liability granted by the manufacturer (ATO FORM GmbH, Zur Lauterhecke 34, 63877 Sailauf, Germany) is voided in advance.

For all questions about spare parts and accessories contact your specialist dealer or the ATO FORM-Service +49 6093 944-0.

## 17 Storage


Keep this operating manual in a safe place, where you or care and maintenance staff have access to it.

The current version of these instructions for use can be found on our homepage in the download area.



You can find more information about the product on our homepage at [www.ato-form.com](http://www.ato-form.com) or under this QR code.





**In environmental protection matters:  
All packaging parts are re-useable. The cardboard packaging is to be recycled as waste paper. We therefore use paper as filler material. Possible used plastic film of the packaging are made out of PE and are therefore low in pollutant and can either be recycled or burnt.**

2021-26/St.I-2021-22

Complete Range:

- Head and body protection
- Walking aids
- Gait trainer
- Standing aids
- Seating aids
- Hoists
- Customized solutions

Thank you for your interest in our products.  
For questions please contact ATO FORM GmbH  
or your specialist dealer.

Ihr ATO FORM Team



**ATO FORM GmbH,**

Zur Lauterhecke 34, 63877 Sailauf, Germany

Tel. +49 6093 944-0, Fax +49 6093 944-444

E-Mail: [info@ato-form.com](mailto:info@ato-form.com)

[www.ato-form.com](http://www.ato-form.com)

Your specialist dealer