

User manual

Aquatherapy pants/suit

Starlight® Aquather

Dear Customer!

We would like to thank you for your trust extended to us and for purchasing our product.

The Starlight® Aquather Neopren-pants /-suit distinguishes itself by its quality, security, easy operation and modern design.

For optimal use of this aid, we ask you and possible other users to carefully read this operating manual.



Please read through these instructions carefully before first use and handle equipment appropriately!

2 Table of contents

Topic	Page
1 Foreword	3
2 Table of contents	4
3 Safety instructions	5
4 Warranty and product liability	8
5 CE sign and position	9
6 Indications and prophylaxis	10
7 Purpose of use	10
8 Product overview	11
8.1 Basic model	11
8.2 Accessories / options	12
9 Initial operation	13
10 Usage	14
11 Types and accessories	16
12 Technical details	17
13 Cleaning and disinfection	18
14 Maintenance and overhaul	19
15 Operating life and Re-use	20
16 Faults, repairs, spare parts	21
17 Storage	22

3 Safety instructions

The Starlight® Aquather Neopren-pants /-suit is CE-marked and fulfills the requirements of the latest directives. It was developed in line with most recent findings. Production is subject to an on-going quality control.

Please read this user manual carefully before operating the Starlight® Aquather.

The user manual is an integral part of the Rehab aid. In case of loss, request a new copy or download directly from our download area on our homepage www.ato-form.com.

Please keep the user manual in a safe place, accessible to care and maintenance staff.

The user manual does not replace the experience of supervisory staff with the experience and knowledge of operators, which they gained from (for example) training courses.

In the event of specific or difficult applications, the user manual represents a guide to the most important handling.

Ensure all users of this aid understand its handling and the meaning of the symbols attached to the device.

Accidents can be prevented when technical instructions according to the EWG guidelines are followed.

Labels may not be removed.

3 Safety instructions

- Before mounting or using the Starlight® Aquather Neopren-pants /-suit carefully read all instructions of this user manual, as these have been drawn up for your safety and as a guideline for the correct use and maintenance of this product. This operating manual is an indispensable component of the delivery and should be stored carefully for further use.
- The operating manual is intended for retailers and users of the Starlight® Aquather Neopren-pants /-suit, (or their carers). It contains the required information to secure the correct use of the product, it cannot, however replace the necessary experience of the user or assistant in handling the device.
- The reseller has the duty to deliver the device ready for operation and to explain precisely the functions and technical data of the device, as well as provide the necessary support and briefing needed for a correct and efficient use of the device.
- The given instructions of the operating manual, refers to the point in time of the device being placed on the market. The manufacturer reserves the right to introduce any modifications which prove necessary to the device and associated operating manual, without being bound to change previous devices and associated operating manuals.
- The Starlight® Aquather Neopren-pants /-suit must only be operated under supervision of a qualified person, or respectively a family member of the user.
- Never leave the user of the aid unattended.
- The Neopren-pants /-suit may only be used by persons of a suitable stature and physical aptitude.
- When putting on the Starlight® Aquather suit, do not overstretch it and remove any jewelry first.
- Cream or other care products can damage the material depending on the ingredients, please wash off first.
- Never reach into the neoprene with your fingernails.
- The zippers are provided with a protective tape on the inside. Nevertheless, pay attention to the course of the zippers that they do not take the skin with them.
- Do not place containers or objects that are too hot on the product you have purchased, as this may damage the tool.
- Please note the individual and overall safety relevant information when using several rehabilitation aids simultaneously.
- Do not use the aid, if parts of it are damaged.
- Do not carry out any interferences or measurements if you are unsure of their effects. For your own safety contact the nearest service centre or contact the dealer directly.
- In case of accidents or malfunctions, contact the dealer or manufacturer from whom you purchased the device.
- The manufacturer is not liable for damage to persons, objects or animals resulting

from false usage of the equipment by the user or third parties, through incorrect mounting of parts and accessories, by neglect or poor maintenance, neglect, through unauthorized alterations and modifications, usage of non-original spare parts or accessories, through unpredictable and exceptional events resulting from non-compliance of the regulations in the presented operating manual.

- Any serious incidents occurring in connection with the product must be reported to the manufacturer (ATO FORM GmbH) and the competent authority of the country in which the user is resident.
- Clean the Starlight® Aquather Neopren-pants /-suit in accordance with the instructions given in the chapter „cleaning“.
- Please ensure before use the product is cleaned according to the cleaning instructions and if indicated also disinfected.
- Any serious incidents occurring in connection with the product must be reported to the manufacturer (ATO FORM GmbH) and the competent authority of the country in which the user is resident.



Warning!

Use only under expert advice, always in the presence of a supervisor. The Starlight® Aquather neoprene suit does not replace swimming aids! Never leave the patient alone in the water.

TIP: Putting on „under the shower“ makes it easier to put on, as the material slides better on damp skin.

We constantly develop new aids and improve existing products. We are happy to receive your suggestions of every description.

4 Warranty and product liability

ATO FORM grants the required by law warranty of your country against defects in workmanship and materials.

The warranty would be adversely affected if the customer's responsibility of servicing and/or daily maintenance is not carried out according to the guidelines and intervals prescribed by the supplier and/ or stated in the manual.

For further information, we refer to the ATO FORM homepage/download www.ato-form.com.

The warranty can only be sustained if the ATO FORM product is in use in the same country where it was purchased and if the product can be identified by the serial number. The warranty does not cover accidental damage, including damage caused by misuse or neglect.

The manufacturer's obligations transfer then to the person carrying out the modifications.

The warranty does not extend to non-durable parts, which are subject to normal wear and tear and need periodic replacement.

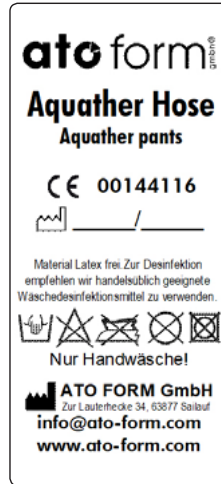
The warranty is null and void if non-original ATO FORM parts/accessories are used, or if the product is repaired or altered by anyone other than an authorized ATO FORM representative or by trained personnel officially recognized by ATO FORM for repair and maintenance of ATO FORM products.

ATO FORM reserves the right to inspect the product being claimed for and the relevant documentation before agreeing to the warranty claim and to decide upon whether to replace or repair the defective product. It is the customer's responsibility to return the item being claimed for under warranty to the address of purchase.

The warranty is given by ATO FORM or, subsequently, an ATO FORM dealer.

5 CE sign and position


The CE label with details of the manufacturer, article number, serial number and date of manufacture is located on the left side on the frame.



6 Indications and prophylaxis

The Starlight® Aquather Neopren-pants /-suit supports patients with bladder incontinence, bowel incontinence or uterine prolapse and tetraplegia, as well as other conditions that do not allow unrestricted treatment in the water, and immobile patients with paraplegia or persons with limited mobility.

The only contraindications to be mentioned here are possible skin intolerances to the materials used.

 **Warning!**
The therapy suits are latex-free. If skin changes still occur while wearing them, please consult your doctor.

7 Purpose of use

Starlight® Aquather Neopren-pants /-suit support full participation in the aquatic therapy program in rehabilitation for incontinent patients.

Due to their neoprene insulating layer, they provide support and stabilization of the joints and muscle areas, compression and reflection of body heat radiated from the skin. Hypertomy is counteracted.

The product is delivered by an authorized consultant in accordance with the regulations of the country of use and in strict compliance with the information and instructions in the instructions for use for adjusting the aid based on the dimensions of the user. Only compliance with the regulations and instructions can lead to positive ergonomic effects.

We wish you a successful use of the Starlight® Aquather Neopren-pants /-suit.

Possible areas of use

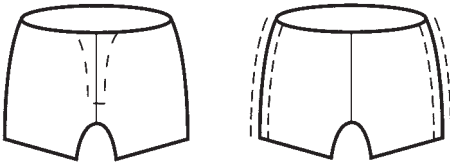
The Starlight® Aquather Neopren-pants /-suit can be used in a wide variety of aquatic therapy and rehabilitation applications, such as:

- Aqua gymnastics
- Massages in water
- Therapy in water (physiotherapy)
- Thermal bath (heat therapy)
- Healing procedures and applications in water
- Exercises to maintain and promote mobility in the water
- and much more

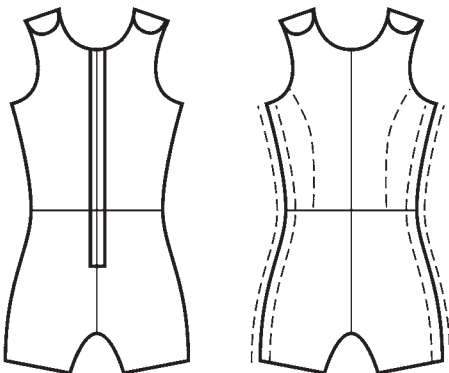
8 Product overview

8.1 Basic model

- Aquatherapy pants with front zipper and belt with artificial buckle
- Aquatherapy pants with zipper on the sides, which can be fully opened and belt with artificial buckle



- Aquatherapy suit with zipper in front, belt with artificial buckle and velcro closure on shoulders
- Aquatherapy suit with zipper on the sides which can be fully opened, belt with side artificial closures and Velcro closure on the shoulders



8.2 Accessories / options

No accessories are currently available for these products.

9 Initial operation

The reseller is to unpack the unit, ensure that the components and accessories listed in the scope of delivery are all present and undamaged, and give the buyer the initial instructions on use of the aid. Above all the reseller should read through the complete present user manual carefully, in order to then explain it to the customer in detail.

This way, with help of the reseller, the user as well as the attendant must become familiar with the correct operation of the aid.

Once the demonstration has been completed, the reseller must ensure the user and/or the assistant have fully understood the basic functions of the equipment. This is the only way to prevent the user from dangerous situations.

The above mentioned requirements must be observed for first use and also for reuse.

The seller must give instruction for use, as well as explain the basic functions of the device according to MPG (medical products law) to qualified staff.

10 Usage

Preparation

Unpack the product and remove all packaging parts.

The tool is ready for use immediately after washing.

Make sure that the product is complete and undamaged.



Warning!

Check suit for proper function and condition before each use.

Dressing

Putting on „under the shower“ makes it easier to put on, as the material slides better on damp skin.

In addition, the warm water immediately forms an insulating layer between the skin and the inside of the suit, as the material has the physical properties to store body heat in the applied area, so the body heat is retained and hypothermia is counteracted.

The zippers are provided with a protective tape on the inside. Nevertheless, pay attention to the course of the zippers that they do not take the skin with them.

Make sure you get the right fit. Only the perfect fit brings warmth and well-being. For hygienic reasons, an incontinence system should be worn under the therapy suit. Please ensure that this does not protrude from the swimwear.

After use, carefully remove the suit immediately and rinse with clean water.



Warning!

When putting on the suit / pants, do not overstretch them and remove any jewelry beforehand.

Cream or other care products can damage the material depending on the ingredients, please wash off first.

Never reach into the neoprene with your fingernails.

11 Types and accessories

- U 100... **Starlight® Aquather Water therapy pants**, Seat circumference up to 75 cm
- U 101... **Starlight® Aquather Water therapy pants**, Seat circumference up to 100 cm
- U 102... **Starlight® Aquather Water therapy pants**, Seat circumference from 101 cm

- U 200... **Starlight® Aquather Water therapy suit**, Seat circumference up to 75 cm
- U 201... **Starlight® Aquather Water therapy suit**, Seat circumference up to 100 cm
- U 202... **Starlight® Aquather Water therapy suit**, Seat circumference from 101 cm

All models are made to measure.

Both models are available with front zipper and belt with plastic buckle.
Optionally, they can be supplied with side zipper and belt with plastic buckle.
Further accessories are not available for these products according to the current status.



**For further information
please refer to our current product
information.**

12 Technical details

Starlight® Aquather Suit/pants	
Material	Double nylon neoprene (3.5 mm)
Colors	Yellow, black, blue, purple, red, pink, dark blue, turquoise - color combination (pattern pieces) also possible
Edging tape	Elastic edging (rubber 25 mm)
Colors edging tape	Yellow, black, red, blue
Front zipper	Plastic
Zipper on the side (optional)	Plastic, divisible
Zipper slider	Metal
Protective tape for zipper	Neoprene (2.0 mm)
Belt	Webbing polypropylene
Closure belt	Plastic

Technical changes reserved!

Construction

The pants and suits are made to measure. Anatomical peculiarities can of course be taken into account. The high tightness of the material, in combination with an incontinence system (diaper pants), allows urine and stool to escape into the therapy basin.

13 Cleaning and disinfection

Cleaning textiles:

These are best cleaned with a mild detergent.

When using cleaning agents always follow the instructions of the manufacturer

Careful handling and handling with care of the aid increases its service life.

- Rinse thoroughly with clear water after use
- Washing only by hand with mild detergent (up to 30°), disinfection with suitable, commercially available laundry disinfectants possible
- Do not wring
- Do not dry in the sun or in front of other heat sources, never put in the dryer!
- Store the Aquather wetsuit hanging on a wide hanger in a room that is as well ventilated and dry as possible
- Protect from unnecessary intense sunlight
- Neoprene material and zippers do not bend hard.
- Never dry clean and never iron!

Disinfection:

For disinfecting, use household disinfectants and consider the following indications:

The assistant must wear suitable protective clothing (for example gloves) in order to avoid infections.

When using disinfecting agents always follow the instructions of the manufacturer.

Warning

Do not use strong solvents, which could damage the surface of the device.

The use of a high-pressure cleaner will void the warranty.



Hand wash only!!!

14 Maintenance and overhaul

For the protection of the warranty and safety, it is especially important that the Starlight® Aquather is serviced regularly once a year from the date of purchase.

If repair work is required on your Aquather wetsuit, please contact your specialist dealer!

15 Operating life and Re-use

Operating life

The Neopren-pants /-suit is made from high quality materials and is subject to a continuous quality control in our house. Because of this and the solid construction, the expected operating life of our product is up to 5 years, depending on the usage intensity and under normal and compliance with its intended use (according to the instructions given in our user manual).

In order to achieve an optimum protective effect, the product must be handled carefully and with care. Care must be taken to ensure a precise fit!

One or more of the following criteria may affect the service life or necessitate a new purchase:

- Extraordinary load
- Frequency of wear
- Care Level
- Hygienic condition influenced by medications and medical conditions

Re-Use

The product Starlight® Aquather Neopren-Suit is not intended for reuse for hygienic reasons.

16 Faults, repairs, spare parts

Non-compliance with these instructions and repairs carried out or modifications made to the Neopren-pants /-suit or its parts by unauthorized persons, voids any warranties.

In these cases, any product liability granted by the manufacturer (ATO FORM GmbH, Zur Lauterhecke 34, 63877 Sailauf, Germany) is voided in advance.

For all questions about spare parts and accessories contact your specialist dealer or the ATO FORM-Service +49 6093 944-0.

17 Storage


Keep this operating manual in a safe place, where you or care and maintenance staff have access to it.

The current version of these instructions for use can be found on our homepage in the download area.



You can find more information about the product on our homepage at www.ato-form.com or under this QR code.





**In environmental protection matters:
All packaging parts are re-useable. The cardboard packaging is to be recycled as waste paper. We therefore use paper as filler material. Possible used plastic film of the packaging are made out of PE and are therefore low in pollutant and can either be recycled or burnt.**

2021-26/St.I-2021-22

Complete Range:

- Head and body protection
- Walking aids
- Gait trainer
- Standing aids
- Seating aids
- Hoists
- Customized solutions

Thank you for your interest in our products.
For questions please contact ATO FORM GmbH
or your specialist dealer.

Ihr ATO FORM Team



ATO FORM GmbH,

Zur Lauterhecke 34, 63877 Sailauf, Germany

Tel. +49 6093 944-0, Fax +49 6093 944-444

E-Mail: info@ato-form.com

www.ato-form.com

Your specialist dealer